

# STX220

## Bench-Top

### Description

The STX220-xxBT (BenchTop) configuration is designed for integration where the StoreX is located on the table surface or stacked on another unit. This configuration has the handling and climate controls on the top side of the instrument. The robotic access Gate is located on the lower side of the instrument.

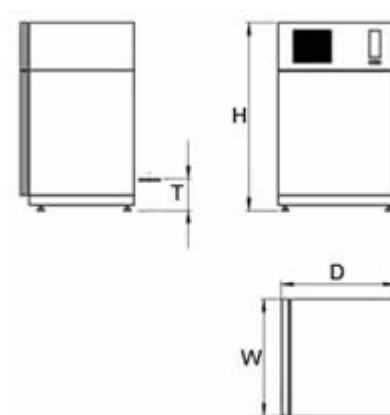
Like all members of the StoreX family the STX220-BT can be equipped with various types of further options and a wide selection of useful accessories. For details please refer to Options or Accessories.



### Capacity

Plate Type	Plate Height	Capacity
NTP (Nanotiter Plates)	5 mm	420
	11 mm	280
1536	12 mm	270
MTP (Microtiter Plates)	17 mm	220
	22 mm	170
	23 mm	170
	24 mm	170
	27 mm	150
DWP (Deep Well Plates)	44 mm	100
	53 mm	80
DiTi200	66 mm	70
DiTi1000	104 mm	40

### Dimensions



Width (W)	744 mm
Depth (D)	716 mm
Height (H)	1155 * mm
Transfer Height (T)	200 mm

\* add 20-35mm for feet

## Climate

Type	Temperature	Relative Humidity		Order Nr.
STX220-ICBT	33..50°C (70°C)	max. 95 %	Incubator	9123 05 10
STX220-HCBT <sup>1)</sup>	04..25°C	max. 90 %	Humid Cooler	9123 05 11
STX220-DC2BT <sup>1) 3)</sup>	04..25°C	04..50 %	Dry Storage	9123 05 08
STX220-HRBT <sup>1)</sup>	04..50°C (70°C)	90..95 %	Humid Wide Range	9123 05 12
STX220-DRBT <sup>1) 3)</sup>	04..50°C	02..50 %	Dry Wide Range	9122 05 22
STX220-ARBT <sup>1) 2)</sup>	04..50°C	10..95 %	Humidity Controlled	9123 05 19
STX220-DFBT <sup>1)</sup>	-20..0°C <sup>4)</sup>	04..45 %	Deep Freezer	9122 05 31
STX220-NCBT	-	-	No Climate	9123 05 15

1) Humidity depends on temperature setting

2) Humidity adjustable

3) Adjustable dehumidification

4) up to +20°C on request

## Specifications

Specifications		STX220-IC	STX220-HC	STX220-DC2	STX220-DR	STX220-HR
Application		Incubation	Humid Cooling	Dry Storage	Dry MultiRange	Humid MultiRange
Plate Capacity	Microtiter			44		
	Deep Well			18		
	Nanotiter			84		
Temperature Range (HT)	°C	33..50 (70)	4..25	4..25	4..50	4..50 (70)
Temperature Deviation	°C	+/- 0.2	+/- 0.5	+/- 1	+/- 1.5	+/- 0.3
Relative Humidity	%	max. 95	max. 90	04..50	02..50	90..95
Communication		RS232 V24, 9600Baud, ASCII				
User Software		Win32 / Windows NT / Windows2000				
Facility Requirements		100V / 50Hz; 115V / 60Hz; 230V / 50 Hz; Switchable				
Power Consumption	W	450	400	400	700	500

## Handling Specifications

Mean Access Time: 19.3 sec.

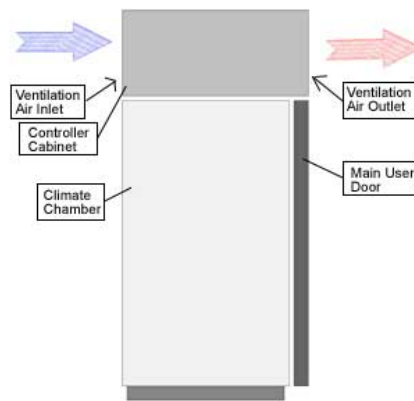
Mean Load Time: 9 sec.

Mean UnLoad Time: 12.4 sec.

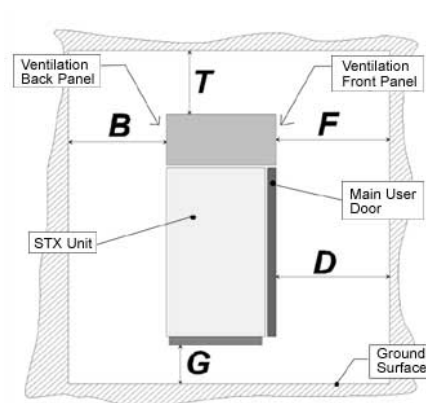
## Package Specifications

Unit	Incl. Cassettes	Net Weight	Tare	Gross weight	Package	Dimensions cm (LxWxH)
STX220-ICBT	10	158 kg	89 kg	247 kg	Crate	99 x 92 x 152
STX220-DC2BT	10	183 kg	89 kg	272 kg	Crate	99 x 92 x 152
STX220-HCBT	10	183 kg	89 kg	272 kg	Crate	99 x 92 x 152
STX220-HRBT	10	183 kg	89 kg	272 kg	Crate	99 x 92 x 152

## Installation Specifications



	STX220-HCBT	STX220-DCBT	STX220-HRBT	STX220-DRBT	STX220-DFBT
<b>Mass flow for 50 Hz / 60 Hz AC main power</b>					
In cubic meters per hour	450 / 525 m3/h	450 / 252 m3/h	450 / 525 m3/h	450 / 525 m3/h	925 / 1030 m3/h
In cubic feet per minute	265 / 309 cfm	265 / 309 cfm	265 / 309 cfm	265 / 309 cfm	544 / 606 cfm



	B > mm	D > mm	F > mm	G > mm	T > mm
STX220 SA / BT	100	~ 700	300	0	0 <sup>1)</sup>

1) encounter clearance for service accessibility on BT models

IC models do not require distances "F" and "B"



		L > mm	R > mm
STX220	SA / BT	10 <sup>1)</sup>	10

1) Recommended for better accessibility

Minimum distances to the sidewalls of the units must be maintained in order to allow accessibility to main user door and in order to avoid the main user door to interfere.

## Options

	Order Nr.
IT Option for Crystallization applications	9123 05 18
High temperature 70 degrees Celsius capability	9122 06 02
Bar Code Reader Option	9118 11 03
Plate Presence Sensor	9121 00 62
Access speed optimized for time critical applications	9111 10 00
Disposal Tips upgrade kit up to 100 mm height	9118 12 23
Easy Clean option	9122 05 14
UCI Universal Communication Interface	9118 11 17
Liconel self decontaminating incubation chamber	9122 05 25
n-Way Decontamination Option	9122 05 28
Steam Injection Option	9118 11 16
Fast CO2 Gassing Option	9118 11 12
Fast N2 Gassing Option	9118 12 13
Fast O2 Gassing Option	9118 11 14
Additional CO2 Gassing Option	9118 11 07
Additional N2 Gassing Option	9118 11 11
Additional O2 Gassing Option	9118 11 08
Linear Shaker / Probe agitation for cell and compounds solution Amplitude 1-100mm, 12-300 rpm	9122 05 15
Side Gate on left side wall, side transfer location seen from front user door, reduced capacity 198 MTP, 9 cassette positions	9122 05 16
Mirrored Gate Location, on back wall	9122 05 17

## Accessories

	Order Nr.
Standard MTP cassette, 22 levels, pitch=23mm	9111 05 00
Deep-well cassette, 10 levels, pitch=50mm	9111 05 42
Custom Size cassette, nn levels, mm pitch (specify plate height)	9118 12 31
MTP cassette, 22 levels, pitch=23mm, all stainless steel	9118 12 26
Deep-well cassette, 10 levels, pitch=50mm, all stainless steel	9118 12 27
Custom Size cassette, nn levels, mm pitch, (specify plate height) all stainless steel	9118 12 33
Standard Transfer Station with integrated plate detection sensor	9118 02 75
Standard Transfer Station with integrated plate detection sensor and active alignment	9118 00 58
Turn Transfer Station	9118 00 59
Swap Transfer Station	9118 11 00
Slide Transfer Station for extended transfer reach Motor up (170mm)	9118 12 28
Slide Transfer Station for double extended transfer reach (300mm)	9111 07 81
Custom Size Slide Transfer Station mm transfer reach (specify transfer reach 300-1000mm)	9118 12 30
Parallel Transfer Station	9111 09 92
Lift Transfer Station	9111 10 32
Step Turn Station	9111 11 21
Step Slide Station	9111 11 30
Shuttle Transfer Station Turn 90°, Custom Size (specify transfer reach up to 1000 mm)	9111 10 94
Slide Transfer Station 90°, Custom Size (specify transfer reach up to 1000 mm)	9111 10 95
STX Driver	9118 12 48
STX Driver and Database	9600 00 01
STX GUI incl. STX Driver and Database	9600 00 02