

STX110

Bench-Top

Description

The STX110-xxBT (BenchTop) configuration is designed for integration where the StoreX is located on the table surface or on top of another unit. This configuration has the handling and climate controls on the top side of the instrument. The robotic access Gate is located on the lower side of the instrument.

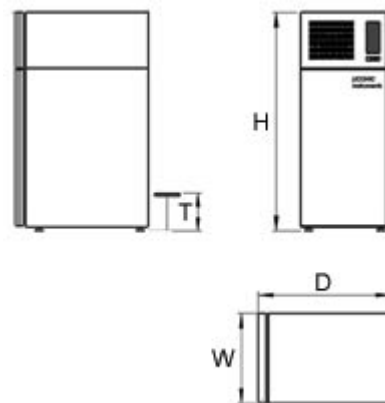
Like all members of the StoreX family the STX110-BT can be equipped with various types of further options and a wide selection of useful accessories. For details please refer to Options or Accessories.



Capacity

Plate Type	Plate Height	Capacity
NTP (Nanotiter Plates)	5 mm	210
	11 mm	140
	1536	135
MTP (Microtiter Plates)	17 mm	110
	22 mm	85
	23 mm	85
	24 mm	85
DWP (Deep Well Plates)	27 mm	75
	44 mm	50
	53 mm	40
DiTi200	66 mm	35
DiTi1000	104 mm	20

Dimensions



Width (W)	485 mm
Depth (D)	716 mm
Height (H)	1155 * mm
Transfer Height (T)	200 mm

* add 20-35mm for feet

Climate

Type	Temperature	Relative Humidity		Order Nr.
STX110-ICBT	33..50°C (70°C)	max. 95 %	Incubator	9131 05 03
STX110-HCBT ¹⁾	04..25°C	max. 90 %	Humid Cooler	9131 05 04
STX110-DC2BT ^{1) 3)}	04..25°C	04..50 %	Dry Storage	9131 05 26
STX110-HRBT ¹⁾	04..50°C (70°C)	90..95 %	Humid Wide Range	9131 05 05
STX110-DRBT ^{1) 3)}	04..50°C	02..50 %	Dry Wide Range	9131 05 08
STX110-ARBT ^{1) 2)}	04..50°C	10..95 %	Humidity Controlled	9131 05 15
STX110-DFBT ¹⁾	-20..0°C ⁴⁾	04..45 %	Deep Freezer	9131 05 19
STX110-NCBT	-	-	No Climate	9131 05 29

1) Humidity depends on temperature setting

2) Humidity adjustable

3) Adjustable dehumidification

4) up to +20°C on request

Specifications

Specifications		STX110-IC	STX110-HC	STX110-DC2	STX110-DR	STX110-HR
Application		Incubation	Humid Cooling	Dry Storage	Dry MultiRange	Humid MultiRange
Plate Capacity	Microtiter			44		
	Deep Well			18		
	Nanotiter			84		
Temperature Range (HT)	°C	33..50 (70)	4..25	4..25	4..50	4..50 (70)
Temperature Deviation	°C	+/- 0.2	+/- 0.5	+/- 1	+/- 1.5	+/- 0.3
Relative Humidity	%	max. 95	max. 90	04..50	02..50	90..95
Communication		RS232 V24, 9600Baud, ASCII				
User Software		Win32 / Windows NT / Windows2000				
Facility Requirements		100V / 50Hz; 115V / 60Hz; 230V / 50 Hz; Switchable				
Power Consumption	W	450	400	400	700	500

Handling Specifications

Mean Access Time: 22.2 sec.

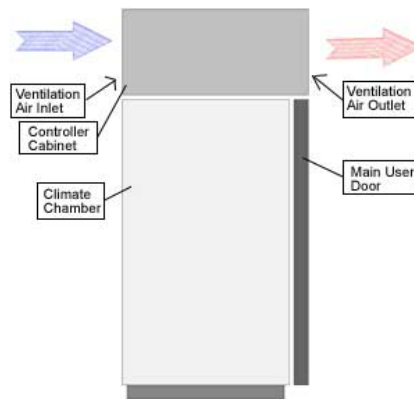
Mean Load Time: 18.7 sec.

Mean UnLoad Time: 25.7 sec.

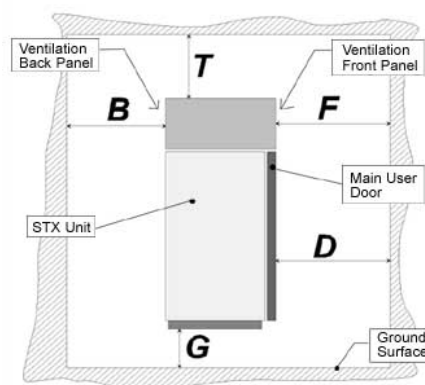
Package Specifications

Unit	Incl. Cassettes	Net Weight	Tare	Gross weight	Package	Dimensions cm (LxWxH)
STX110-ICBT	5	122 kg	64 kg	186 kg	Crate	115 x 74 x 147
STX110-HCBT	5	150 kg	64 kg	214 kg	Crate	115 x 74 x 147
STX110-DC2BT	5	150 kg	64 kg	214 kg	Crate	115 x 74 x 147
STX110-HCBT	5	150 kg	64 kg	214 kg	Crate	115 x 74 x 147
STX110-DFBT	5	178 kg	64 kg	242 kg	Crate	115 x 74 x 147

Installation Specifications



	STX110-HCBT	STX110-DCBT	STX110-HRBT	STX110-DFBT
Mass flow for 50 Hz / 60 Hz AC main power				
In cubic meters per hour	450 / 525 m3/h	450 / 525 m3/h	450 / 525 m3/h	925 / 1030 m3/h
In cubic feet per minute	265 / 309 cfm	265 / 309 cfm	265 / 309 cfm	544 / 606 cfm



	B > mm	D > mm	F > mm	G > mm	T > mm
STX110 BT / SA	100	~ 500	300	0	0 ¹⁾

1) encounter clearance for service accessibility on BT models
IC models do not require distances "F" and "B"



		L > mm	R > mm
STX110	BT / SA	10 ¹⁾	10

1) Recommended for better accessibility

Minimum distances to the sidewalls of the units must be maintained in order to allow accessibility to main user door and in order to avoid the main user door to interfere.

Options

	Order Nr.
High temperature 70 degrees Celsius capability	9122 06 02
Bar Code Reader Option	9118 11 03
Plate Presence Sensor	9121 00 62
Fast access for time critical applications	9111 10 00
Disposal Tips upgrade kit up to 100 mm height	9118 12 23
UCI Universal Communications Interface	9118 11 17
Liconel self decontaminating incubation chamber	9131 05 11
n-Way Decontamination Option	9122 05 28
Steam Injection Option	9118 11 16
Fast CO ₂ Gassing Option	9118 11 12
Fast N ₂ Gassing Option	9118 12 13
Fast O ₂ Gassing Option	9118 11 14
Additional CO ₂ Gassing Option	9118 11 07
Additional N ₂ Gassing Option	9118 11 11
Additional O ₂ Gassing Option	9118 11 08
Linear Shaker / Probe agitation for cell and compounds solution Amplitude 1-100mm, 12-300 rpm	9131 00 18
Side Gate on left side wall, seen from front	9131 05 20
Side Gate on right side wall, side transfer location seen from front user door	9131 05 31
Mirrored Gate Location, on back wall	9131 05 30

Accessories

	Order Nr.
Standard MTP cassette, 22 levels, pitch=23mm	9111 05 00
Deep-well cassette, 10 levels, pitch=50mm	9111 05 42
Custom Size cassette, nn levels, mm pitch (specify plate height)	9118 12 31
MTP cassette, 22 levels, pitch=23mm, all stainless steel	9118 12 26
Deep-well cassette, 10 levels, pitch=50mm, all stainless steel	9118 12 27
Custom Size cassette, nn levels, mm pitch, (specify plate height) all stainless steel	9118 12 33
Standard Transfer Station with integrated plate detection sensor	9118 02 75
Standard Transfer Station with integrated plate detection sensor and active alignment	9118 00 58
Turn Transfer Station	9118 00 59
Swap Transfer Station	9118 11 00
Slide Transfer Station for extended transfer reach Motor up (170mm)	9118 12 28
Slide Transfer Station for double extended transfer reach (300mm)	9111 07 81
Custom Size Slide Transfer Station mm transfer reach (specify transfer reach 300-1000mm)	9118 12 30
Parallel Transfer Station	9111 09 92
Lift Station	9111 10 32
Step Turn Station	9111 11 21
Step Slide Station	9111 11 30
Shuttle Transfer Station Turn 90°, Custom Size (specify transfer reach up to 1000 mm)	9111 10 94
Slide Transfer Station 90°, Custom Size (specify transfer reach up to 1000 mm)	9111 10 95
STX Driver	9118 12 48
STX Driver and Database	9600 00 01
STX GUI incl. STX Driver and Database	9600 00 02