




Title:	<b>Fuse inside Power Supply</b>	ID:	
		0037	
Date in:	Response:	Model:	Author:
2007-07-20	2007-07-20	-	CMa

## STX Fuse in Power Supply

There is a 4A/250V GFE (5x20mm) fuse inside the Power Supply with switchable input voltage selector . For replacement, the power supply must be opened. Do not perform this work unless you are qualified to do so. Make sure to disconnect unit from power prior performing this work.





Slide back cover to get access to fuse

Fuse GFE  
4A/250V