

STX44

Stand-Alone

Description

The STX44-xxSA (StandAlone) is designed for integration where the instrument is located on the floor. The STX44-xxSA incubators have their handling and climate controls on the lower part of the instrument. The robotic access Gate is located in the upper part of the housing. The SA configuration does not require table space and an SA configured StoreX can easily be put in position without the need of placing the unit on a table.

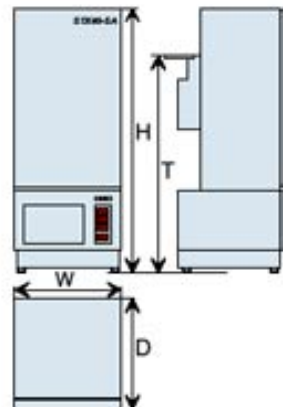
The STX44-xxSA can be used as basis for an STX44-xxBT allowing an extremely space effective integration of two incubation chambers. Like all members of the StoreX family the STX44-SA can be equipped with a large number of further options and a wide selection of useful accessories. For details please refer to Options or Accessories.



Capacity

Plate Type	Plate Height	Capacity	
NTP (Nanotiter Plates)	5 mm	84	
	11 mm	56	
	1536	54	
	MTP (Microtiter Plates)	17 mm	44
		22 mm	34
	23 mm	34	
	24 mm	34	
	27 mm	30	
DWP (Deep Well Plates)	44 mm	20	
	53 mm	16	
DiTi200	66 mm	14	
DiTi1000	104 mm	8	

Dimensions



Width (W)	485 mm
Depth (D)	514 mm
Height (H)	1203 * mm
Transfer Height (T)	1000 mm

* add 20-35mm for feet

Climate

Type	Temperature	Relative Humidity		Order Nr.
STX44-ICSA	33..50°C (70°C)	max. 95 %	Incubator	9118 12 00
STX44-HCSA ¹⁾	04..25°C	max. 90 %	Humid Cooler	9118 04 00
STX44-DC2SA ¹⁾³⁾	04..25°C	04..50 %	Dry Storage	9118 12 55
STX44-HRSA ¹⁾	04..50°C (70°C)	90..95 %	Humid Wide Range	9118 05 00
STX44-DRSA ¹⁾³⁾	04..50°C	02..50 %	Dry Wide Range	9118 05 02
STX44-ARSA ¹⁾²⁾	04..50°C	10..95 %	Humidity Controlled	9118 12 45
STX44-DFSA ¹⁾	-20..0°C ⁴⁾	04..45 %	Deep Freezer	9118 12 38
STX44-NCSA	-	-	No Climate	9118 12 40

1) Humidity depends on temperature setting

2) Humidity adjustable

3) Adjustable dehumidification

4) up to +20°C on request

Specifications

Specifications		STX44-IC	STX44-HC	STX44-DC2	STX44-DR	STX44-HR
Application		Incubation	Humid Cooling	Dry Storage	Dry MultiRange	Humid MultiRange
Plate Capacity	Microtiter			44		
	Deep Well			18		
	Nanotiter			84		
Temperature Range (HT)	°C	33..50 (70)	4..25	4..25	4..50	4..50 (70)
Temperature Deviation	°C	+/- 0.2	+/- 0.5	+/- 1	+/- 1.5	+/- 0.3
Relative Humidity	%	max. 95	max. 90	04..50	02..50	90..95
Communication		RS232 V24, 9600Baud, ASCII				
User Software		Win32 / Windows NT / Windows2000				
Facility Requirements		100V / 50Hz; 115V / 60Hz; 230V / 50 Hz; Switchable				
Power Consumption	W	450	400	400	700	500

Handling Specifications

Mean Access Time: 15.3 sec.

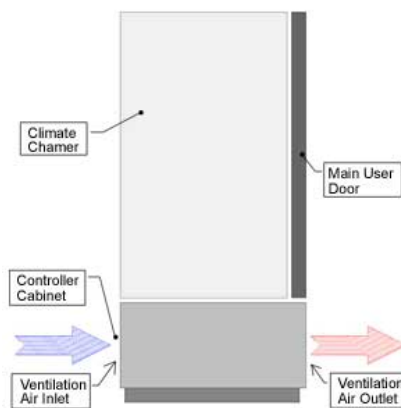
Mean Load Time: 14.1 sec.

Mean UnLoad Time: 16.4 sec.

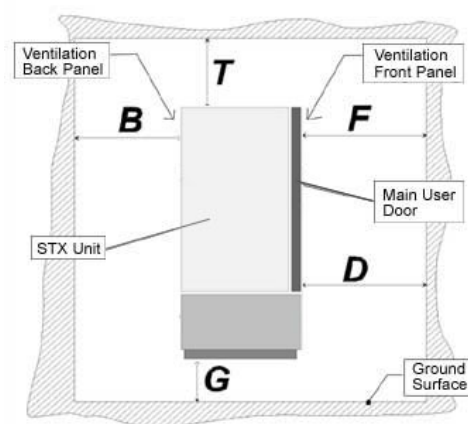
Package Specifications

Unit	Incl. Cassettes	Net Weight	Tare	Gross weight	Package	Dimensions cm (LxWxH)
STX44-ICSA	2	88 kg	57 kg	145 kg	Crate	85 x 74 x 147
STX44-DC2SA	2	125 kg	57 kg	182 kg	Crate	85 x 74 x 147
STX44-HCSA	2	122 kg	52 kg	174 kg	Crate	83 x 79 x 149
STX44-HRSA	2	125 kg	57 kg	182 kg	Crate	85 x 74 x 147
STX44 DFSA	2	125 kg	57 kg	182 kg	Crate	85 x 74 x 147
STX44-NCSA	2	89 kg	57 kg	146 kg	Crate	85 x 74 x 147

Installation Specifications



	STX44-HCSA	STX44-DCSA	STX44-HRSA	STX44-DFSA
Mass flow for 50 Hz / 60 Hz AC main power				
In cubic meters per hour	450 / 525 m3/h	450 / 525 m3/h	450 / 525 m3/h	925 / 1030 m3/h
In cubic feet per minute	265 / 309 cfm	265 / 309 cfm	265 / 309 cfm	544 / 606 cfm



	B > mm	D > mm	F > mm	G > mm	T > mm
STX44 BT / SA	300	~ 500	300	0 ²⁾	0 ¹⁾

1) encounter clearance for service accessibility on BT models

2) Do not remove Subframe

IC models do not require distances "F" and "B"



		L > mm	R > mm
STX44	BT / SA	10 ¹⁾	10

1) Recommended for better accessibility

Minimum distances to the sidewalls of the units must be maintained in order to allow accessibility to main user door and in order to avoid the main user door to interfere.

Options

	Order Nr.
IT Option for Crystallization	9118 12 53
High temperature 70 degrees Celsius capability	9118 11 02
Bar Code Reader Option	9118 11 03
Plate Presence Sensor	9121 00 62
Fast access for time critical applications	9111 10 00
Easy Clean option	9118 12 21
Deep well upgrade kit	9118 12 22
Disposal Tips upgrade kit up to 100 mm height	9118 12 23
UCI Universal Communication Interface	9118 11 17
Liconel self decontaminating incubation chamber	9118 12 43
n-Way Decontamination Option	9122 05 28
Steam Injection Option	9118 11 16
Fast CO ₂ Gassing Option	9118 11 12
Fast N ₂ Gassing Option	9118 12 13
Fast O ₂ Gassing Option	9118 11 14
Additional CO ₂ Gassing Option	9118 11 07
Additional N ₂ Gassing Option	9118 11 11
Additional O ₂ Gassing Option	9118 11 08
Shaking option, orbital, 1mm Amplitude, 600 rpm max.	9118 12 24
Shaking option, orbital, 1mm Amplitude, 1200 rpm max.	9118 12 25
Shaking option, orbital, 3mm Amplitude, 600 rpm max.	9118 12 41
Shaking option, orbital, 6mm Amplitude, 400 rpm max.	9118 12 42
Side Gate on left side wall, seen from front user door, incl. Special Side Access slide	9118 12 73

Accessories

	Order Nr.
Standard MTP cassette, 22 levels, pitch=23mm	9111 05 00
Deep-well cassette, 10 levels, pitch=50mm	9111 05 42
Custom Size cassette, nn levels, mm pitch (specify plate height)	9118 12 31
MTP cassette, 22 levels, pitch=23mm, all stainless steel	9118 12 26
Deep-well cassette, 10 levels, pitch=50mm, all stainless steel	9118 12 27
Custom Size cassette, nn levels, mm pitch, (specify plate height) all stainless steel	9118 12 33
MTP cassette, 22 levels, pitch=23mm, all stainless steel for shaker	9121 00 83
Deep-well cassette, 10 levels, pitch=50mm, all stainless steel for shaker	9121 00 84
Custom Size cassette, nn levels, mm pitch (specify plate height) all stainless steel for shaker	9121 00 85
Standard Transfer Station with integrated plate detection sensor	9118 02 75
Standard Transfer Station with integrated plate detection sensor and active alignment	9118 00 58
Turn Transfer Station	9118 00 59
Swap Transfer Station	9118 11 00
Slide Transfer Station for extended transfer reach Motor up (170mm)	9118 12 28
Slide Transfer Station for double extended transfer reach (300mm)	9111 07 81
Custom Size Slide Transfer Station mm transfer reach (specify transfer reach 300-1000mm)	9118 12 30
Parallel Transfer Station	9111 09 92
Lift Station	9111 10 32
Step Turn Station	9111 11 21
Step Slide Station	9111 11 30
Shuttle Transfer Station Turn 90°, Custom Size (specify transfer reach up to 1000 mm)	9111 10 95
STX Driver	9118 12 48
STX Driver and Database	9600 00 01
STX GUI incl. Driver and Database	9600 00 02